
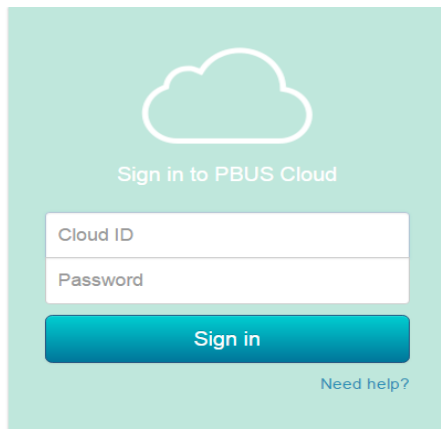


- Multi Store
- Sales Report
- Chart - Sales Report
- Top Sales Item Report
- Download to Excel

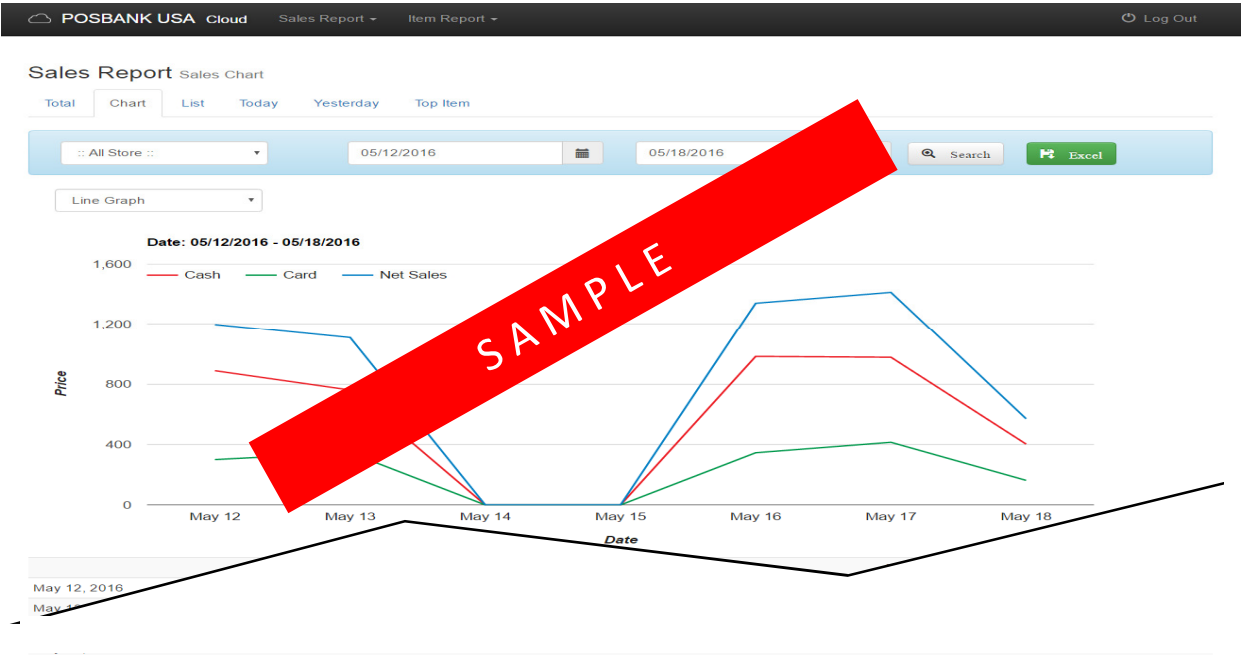
Sign in

 <http://cloud.posbankusa.com>

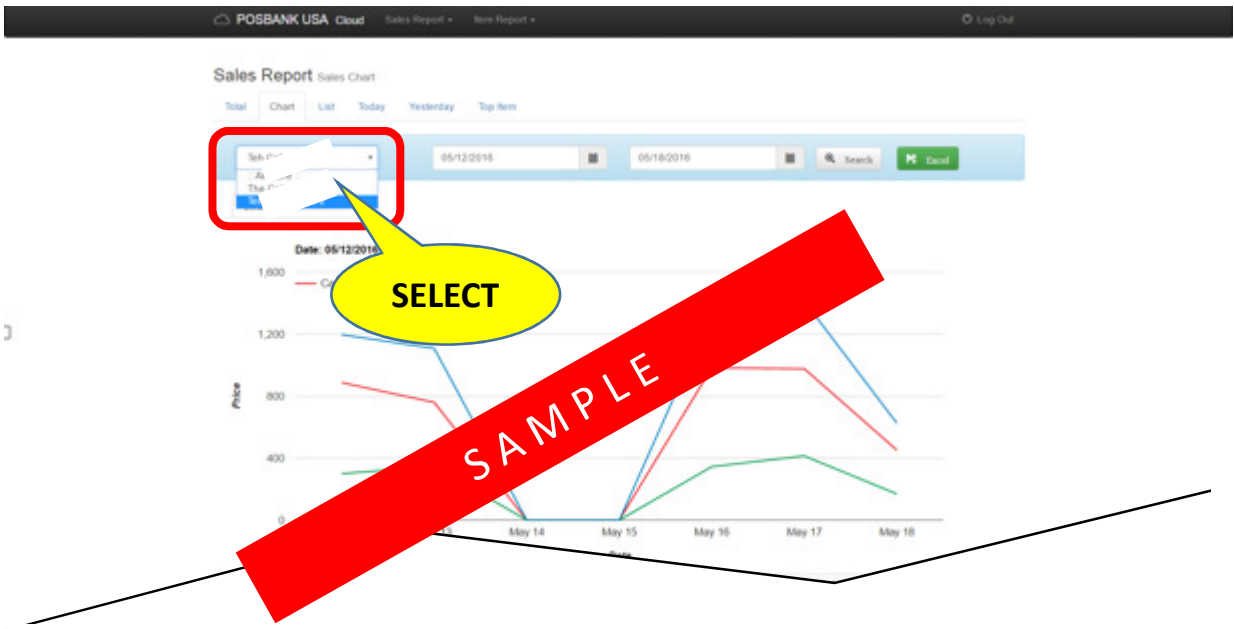


The image shows a sign-in form for PBUS Cloud. At the top is a white cloud icon on a teal background. Below the icon is the text "Sign in to PBUS Cloud". There are two input fields: "Cloud ID" and "Password". Below these fields is a teal "Sign in" button. At the bottom right of the form is a link that says "Need help?".

Main Screen



Multi Store



Sales Report

POSBANK USA Cloud **Sales Report** Item Report Log Out

Sales Report Sales Chart


- Sales Total
- Sales Chart
- Sales List
- Today
- Yesterday

Total Chart List Today Yesterday

Teh C 05/12/2016 05/18/2016 Search Excel

Line Graph

SELECT



Item Report

POSBANK USA Cloud Sales Report **Item Report** Log Out

Sales Report Sales Chart

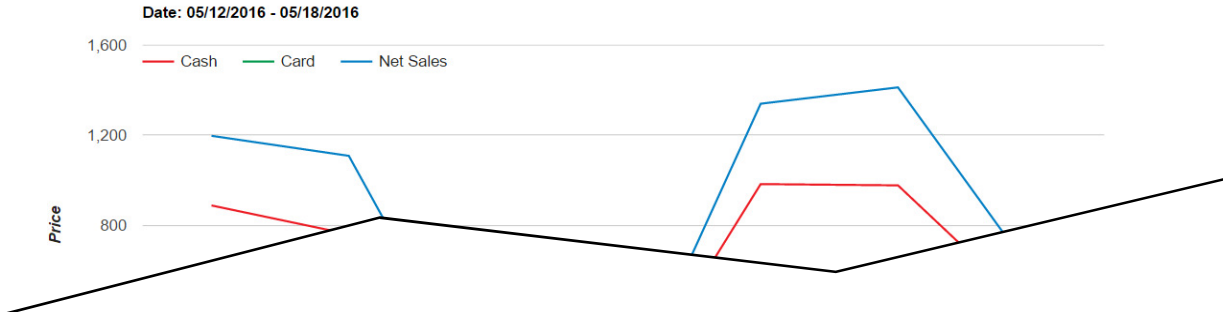
- Top Sales Item

Total Chart List Today Yesterday Top Item

Teh 05/12/2016 05/18/2016 Search Excel

Line Graph

SELECT



Total - Sales Report

POSBANK USA Cloud Sales Report Item Report Log Out

Sales Report Sales Total

Total Chart List Today Yesterday Top Item

All Store 05/18/2016 05/18/2016 Search Excel

Sale Total Report

A. Net Sales (Item)	8.34
B. Tax1	0.00
C. Discount	5.00
D. Surcharge Delivery Charge	0.00
E. Gross Total (A + B - C + D)	3.34
F. Gratuity	
G. Total Amount (E + F)	3.34

Cash 1
Card 3
Check 0
House Account 0
Point 0

SELECT

SAMPLE

List - Sales Report

POSBANK USA Cloud Sales Report Item Report Log Out

Sales Report Sales List

Total Chart List Today Yesterday Top Item

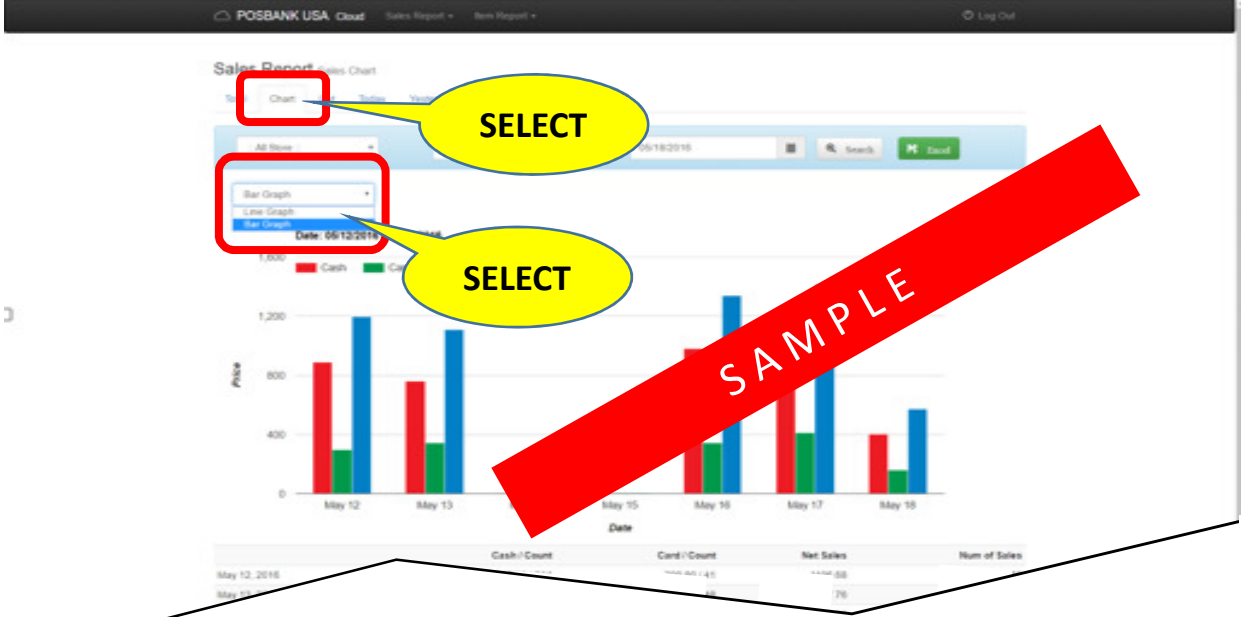
All Store 05/18/2016 05/18/2016 Search Excel

Date : Store	Card / Count	Net Sales	Num of Sales
May 12 : Teh	41	68	
May 13 : Teh	48	76	
May 14 : Teh	0/0	0.00	
May 15 : Teh	0/0	0.00	
May 16 : Teh	0/0	0.00	
May 17 : Teh	0/47		

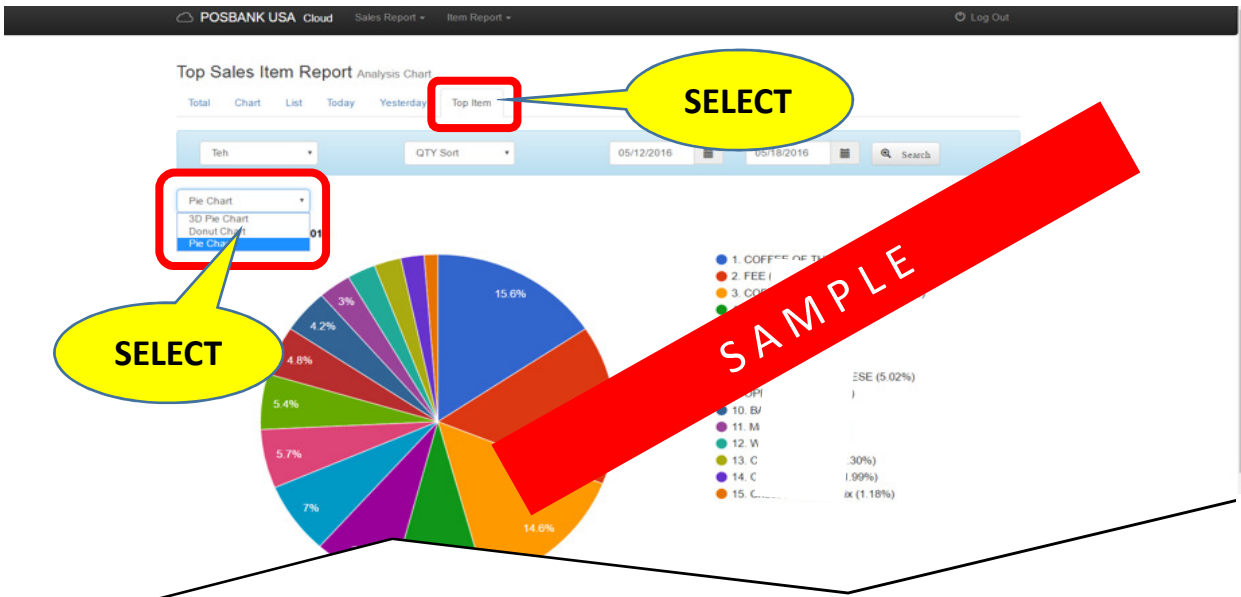
SELECT

SAMPLE

Chart - Sales Report



Top Sales Item Report



Download to Excel

Sales Report Sales Total

Total Chart List Today Yesterday Top Item

Dropdown: All Store | Date: 05/18/2016 | Date: 05/18/2016 | Search | **Excel**

Sale Total Report	
A. Net Sales (Item Discount)	51 4 ()
B. Tax1	0
C. Discount	10
D. Surcharge Delivery Charge	00 00
E. Gross Total (A + B - C + D)	000.34
F. Gratuity	
G. Total Amount (E + F)	

SAMPLE

SELECT

sales_1463594931.xls